


PATUCK-GALA COLLEGE OF COMMERCE & MANAGEMENT

CO (COURSE OUTCOME) ATTAINMENT FOR B.Com. PROGRAM

A.Y. 2020-21

A.Y. 2020-21							
F.Y.B.Com. (Semester I)				F.Y.B.Com. (Semester II)			
Name of the Course	DA	IA	WA	Name of the Course	DA	IA	WA
Accountancy and Financial Management-I	81	81	81	Accountancy and Financial Management-II	66	82	71
Commerce-I	84	76	82	Commerce-II	60	80	66
Economics-I	85	79	83	Economics-II	57	79	64
Business Communication-I	90	79	87	Business Communication-II	76	84	78
Environmental Studies-I	90	80	87	Environmental Studies-II	70	83	74
Foundation Course-I	90	80	87	Foundation Course-II	60	79	66
Mathematical and Statistical Techniques-I	80	79	80	Mathematical and Statistical Techniques-II	64	82	69
S.Y.B.Com. (Semester III)				S.Y.B.Com. (Semester IV)			
Name of the Course	DA	IA	WA	Name of the Course	DA	IA	WA
Accountancy and Financial Management-III	76	89	80	Accountancy and Financial Management-IV	83	79	82
Financial Accounting and Auditing-V: Introduction to Management Accounting	74	94	80	Financial Accounting and Auditing-VI: Auditing	58	77	64
Commerce-III	61	92	70	Commerce-IV	88	76	84
Business Economics-III	90	93	91	Business Economics-IV	73	76	74
Advertising-I	80	93	84	Advertising-II	72	78	74
Foundation Course-III	85	92	87	Foundation Course-IV	75	78	76
Business Law-I	78	94	83	Business Law-II	80	79	80
T.Y.B.Com. (Semester V)				T.Y.B.Com. (Semester VI)			
Name of the Course	DA	IA	WA	Name of the Course	DA	IA	WA
Financial Accounting and Auditing-VII: Financial Accounting	83	91	85	Financial Accounting and Auditing-IX: Financial Accounting	72	83	75
Financial Accounting and Auditing-VIII: Cost Accounting	87	91	88	Financial Accounting and Auditing-X: Cost Accounting	77	82	79
Commerce-V	78	92	82	Commerce-VI	92	76	87
Business Economics-V	92	91	92	Business Economics-VI	93	79	89
Direct and Indirect Taxation-I	86	88	87	Direct and Indirect Taxation-II	89	80	86
Computer System and Applications-I	87	90	88	Computer System and Applications-II	81	81	81

* DA - Direct Attainment, IA - Indirect Attainment, WA - Weighted Attainment



Principal
**Patuck - Gala College of
 Commerce & Management**
 Santacruz (E), Mumbai-400 055


PATUCK-GALA COLLEGE OF COMMERCE & MANAGEMENT

CO (COURSE OUTCOME) ATTAINMENT FOR B.Com. PROGRAM

A.Y. 2019-20

A.Y. 2019-20									
F.Y.B.Com. (Semester I)			DA	IA	WA	F.Y.B.Com. (Semester II)			
Name of the Course	0.7	0.3				Name of the Course	0.7	0.3	
Accountancy and Financial Management-I	35	90	52			Accountancy and Financial Management-II	44	84	56
Commerce-I	40	NA	40			Commerce-II	43	80	54
Economics-I	29	92	48			Economics-II	41	75	51
Business Communication-I	45	84	57			Business Communication-II	48	84	59
Environmental Studies-I	38	94	55			Environmental Studies-II	43	94	58
Foundation Course-I	44	94	59			Foundation Course-II	47	94	61
Mathematical and Statistical Techniques-I	23	93	44			Mathematical and Statistical Techniques-II	47	93	61
S.Y.B.Com. (Semester III)			DA	IA	WA	S.Y.B.Com. (Semester IV)			
Name of the Course	0.7	0.3				Name of the Course	0.7	0.3	
Accountancy and Financial Management-III	33	80	47			Accountancy and Financial Management-IV	43	84	55
Financial Accounting and Auditing-V: Introduction to Management Accounting	46	84	57			Financial Accounting and Auditing-VI: Auditing	51	90	63
Commerce-III	43	75	53			Commerce-IV	45	75	54
Business Economics-III	38	75	49			Business Economics-IV	43	75	53
Advertising-I	40	85	54			Advertising-II	43	85	56
Foundation Course-III	38	86	52			Foundation Course-IV	51	90	63
Business Law-I	26	86	44			Business Law-II	44	86	57
T.Y.B.Com. (Semester V)			DA	IA	WA	T.Y.B.Com. (Semester VI)			
Name of the Course	0.7	0.3				Name of the Course	0.7	0.3	
Financial Accounting and Auditing-VII: Financial Accounting	37	84	51			Financial Accounting and Auditing-IX: Financial Accounting	77	84	79
Financial Accounting and Auditing-VIII: Cost Accounting	46	80	56			Financial Accounting and Auditing-X: Cost Accounting	89	90	89
Commerce-V	43	75	53			Commerce-VI	91	75	86
Business Economics-V	41	75	51			Business Economics-VI	86	75	83
Direct and Indirect Taxation-I	49	73	56			Direct and Indirect Taxation-II	85	73	81
Computer System and Applications-I	53	88	64			Computer System and Applications-II	88	88	88

* DA - Direct Attainment, IA - Indirect Attainment, WA - Weighted Attainment



M. S. Joshi
Principals
 Patuck - Gala College of
 Commerce & Management
 Santacruz (E), Mumbai-400 055


PATUCK-GALA COLLEGE OF COMMERCE & MANAGEMENT

CO (COURSE OUTCOME) ATTAINMENT FOR B.Com. PROGRAM

A.Y. 2018-19

A.Y. 2018-19							
F.Y.B.Com. (Semester I)				F.Y.B.Com. (Semester II)			
Name of the Course	DA	IA	WA	Name of the Course	DA	IA	WA
Accountancy and Financial Management-I	38	83	52	Accountancy and Financial Management-II	42	83	54
Commerce-I	37	70	47	Commerce-II	43	59	48
Economics-I	36	78	49	Economics-II	34	78	47
Business Communication-I	37	84	51	Business Communication-II	41	84	54
Environmental Studies-I	38	85	52	Environmental Studies-II	43	85	56
Foundation Course-I	41	85	54	Foundation Course-II	49	85	60
Mathematical and Statistical Techniques-I	24	85	42	Mathematical and Statistical Techniques-II	30	85	47
S.Y.B.Com. (Semester III)				S.Y.B.Com. (Semester IV)			
Name of the Course	DA	IA	WA	Name of the Course	DA	IA	WA
Accountancy and Financial Management-III	42	81	54	Accountancy and Financial Management-IV	37	81	50
Financial Accounting and Auditing-V: Introduction to Management Accounting	37	80	50	Financial Accounting and Auditing-VI: Auditing	46	80	56
Commerce-III	37	70	47	Commerce-IV	40	59	46
Business Economics-III	41	68	49	Business Economics-IV	49	68	55
Advertising-I	37	77	49	Advertising-II	43	77	53
Foundation Course-III	55	84	64	Foundation Course-IV	66	84	71
Business Law-I	25	NA	25	Business Law-II	32	NA	32
T.Y.B.Com. (Semester V)				T.Y.B.Com. (Semester VI)			
Name of the Course	DA	IA	WA	Name of the Course	DA	IA	WA
Financial Accounting and Auditing-VII: Financial Accounting	41	96	58	Financial Accounting and Auditing-IX: Financial Accounting	43	83	55
Financial Accounting and Auditing-VIII: Cost Accounting	47	NA	47	Financial Accounting and Auditing-X: Cost Accounting	52	NA	52
Commerce-V	46	59	50	Commerce-VI	46	59	50
Business Economics-V	45	68	52	Business Economics-VI	46	68	53
Direct and Indirect Taxation-I	51	77	59	Direct and Indirect Taxation-II	51	77	59
Computer System and Applications-I	53	83	62	Computer System and Applications-II	61	83	68

* DA - Direct Attainment, IA - Indirect Attainment, WA - Weighted Attainment



Patuck - Gala College of
Commerce & Management
Santacruz (E), Mumbai-400 055

PATUCK-GALA COLLEGE OF COMMERCE & MANAGEMENT

CO (COURSE OUTCOME) ATTAINMENT FOR B.Com. PROGRAM

A.Y. 2017-18

A.Y. 2017-18									
F.Y.B.Com. (Semester I)			DA	IA	WA	F.Y.B.Com. (Semester II)			
Name of the Course	0.7	0.3				Name of the Course	0.7	0.3	
Accountancy and Financial Management-I	37	96	55			Accountancy and Financial Management-II	39	96	56
Commerce-I	34	91	51			Commerce-II	42	91	57
Economics-I	28	83	45			Economics-II	38	83	52
Business Communication-I	31	91	49			Business Communication-II	38	91	54
Environmental Studies-I	27	73	41			Environmental Studies-II	36	73	47
Foundation Course-I	37	89	53			Foundation Course-II	49	89	61
Mathematical and Statistical Techniques-I	19	95	42			Mathematical and Statistical Techniques-II	19	95	42
S.Y.B.Com. (Semester III)			DA	IA	WA	S.Y.B.Com. (Semester IV)			
Name of the Course	0.7	0.3				Name of the Course	0.7	0.3	
Accountancy and Financial Management-III	31	81	46			Accountancy and Financial Management-IV	36	68	46
Financial Accounting and Auditing-V: Introduction to Management Accounting	30	85	47			Financial Accounting and Auditing-VI: Auditing	42	81	54
Commerce-III	42	91	57			Commerce-IV	44	91	58
Business Economics-III	38	72	48			Business Economics-IV	37	72	48
Advertising-I	37	83	51			Advertising-II	42	83	54
Foundation Course-III	43	89	57			Foundation Course-IV	41	89	55
Business Law-I	28	86	45			Business Law-II	32	86	48
T.Y.B.Com. (Semester V)			DA	IA	WA	T.Y.B.Com. (Semester VI)			
Name of the Course	0.7	0.3				Name of the Course	0.7	0.3	
Financial Accounting and Auditing : Paper V : Financial Accounting	43	68	51			Financial Accounting and Auditing : Paper VIII : Financial Accounting	53	68	58
Financial Accounting and Auditing : Paper VI : Cost Accounting	50	85	61			Financial Accounting and Auditing : Paper IX : Cost Accounting	50	85	61
Financial Accounting and Auditing : Paper VII : Management Accounting	57	96	69			Financial Accounting and Auditing : Paper X : Auditing	58	96	69
Marketing and Human Resource Management	48	70	55			Marketing and Human Resource Management	53	70	58
Business Economics Paper V	48	72	55			Business Economics Paper VI	50	72	57
Direct and Indirect Taxation I	57	81	64			Direct and Indirect Taxation II	65	81	70
Computer System and Applications I	49	80	58			Computer System and Applications II	53	80	61

* DA - Direct Attainment, IA - Indirect Attainment, WA - Weighted Attainment



Patuck - Gala College of
Commerce & Management
Santacruz (E), Mumbai-400 055


PATUCK-GALA COLLEGE OF COMMERCE & MANAGEMENT

CO (COURSE OUTCOME) ATTAINMENT FOR B.Com. PROGRAM

A.Y. 2016-17

A.Y. 2016-17									
F.Y.B.Com. (Semester I)			DA	IA	WA	F.Y.B.Com. (Semester II)			
Name of the Course	0.7	0.3				Name of the Course	0.7	0.3	
Accountancy and Financial Management-I	38	84	52			Accountancy and Financial Management-II	28	78	43
Commerce-I	35	66	44			Commerce-II	41	NA	41
Economics-I	27	68	39			Economics-II	37	85	51
Business Communication-I	34	78	47			Business Communication-II	35	84	50
Environmental Studies-I	21	87	41			Environmental Studies-II	34	79	48
Foundation Course-I	38	87	53			Foundation Course-II	45	79	55
Mathematical and Statistical Techniques-I	13	81	33			Mathematical and Statistical Techniques-II	16	84	36
S.Y.B.Com. (Semester III)			DA	IA	WA	S.Y.B.Com. (Semester IV)			
Name of the Course	0.7	0.3				Name of the Course	0.7	0.3	
Accountancy and Financial Management-III	52	69	57			Accountancy and Financial Management-IV	59	66	61
Commerce-III	58	66	60			Commerce-IV	50	NA	50
Business Economics-III	48	73	56			Business Economics-IV	59	73	63
Business Law-I	44	73	53			Business Law-II	47	84	58
Advertising-I	50	70	56			Advertising-II	55	72	60
Foundation Course-III	47	76	56			Foundation Course-IV	51	72	57
T.Y.B.Com. (Semester V)			DA	IA	WA	T.Y.B.Com. (Semester VI)			
Name of the Course	0.7	0.3				Name of the Course	0.7	0.3	
Financial Accounting and Auditing : Paper V : Financial Accounting	44	87	57			Financial Accounting and Auditing : Paper VIII : Financial Accounting	55	NA	55
Financial Accounting and Auditing : Paper VI : Cost Accounting	49	82	59			Financial Accounting and Auditing : Paper IX : Cost Accounting	55	82	63
Financial Accounting and Auditing : Paper VII : Management Accounting	50	84	60			Financial Accounting and Auditing : Paper X : Auditing	55	78	62
Marketing and Human Resource Management	47	76	56			Marketing and Human Resource Management	53	72	59
Business Economics Paper V	52	73	58			Business Economics Paper VI	51	73	58
Direct and Indirect Taxation I	60	69	63			Direct and Indirect Taxation II	64	66	65
Computer System and Applications I	52	84	62			Computer System and Applications II	61	82	67

* DA - Direct Attainment, IA - Indirect Attainment, WA - Weighted Attainment



I/c Principal
 Patuck - Gala College of
 Commerce & Management
 Santacruz (E), Mumbai-400 055

PATUCK-GALA COLLEGE OF COMMERCE & MANAGEMENT

ATTAINMENT OF POs & PSOs FOR THE OUTGOING STUDENTS BCOM PROGRAM A.Y. 2020-21

Sem	Course	Program Outcomes							Program Specific Outcomes			
		PO1	PO2	PO3	PO4	PO5	PO6	PO7	PSO1	PSO2	PSO3	PSO4
I	Accountancy and Financial Management-I	0.34	0.52	0.52	0.52	0.52	0.34	0.34	0.34	0.52	0.52	0.34
	Commerce-I	0.47	0.47	0.47	0.47	0.47	0.31	0.47	0.47	0.47	0.47	0.31
	Economics-I	0.49	0.49	0.32	0.16	0.32	0.00	0.49	0.16	0.49	0.49	0.00
	Business Communication-I	0.51	0.51	0.51	0.51	0.51	0.34	0.34	0.51	0.51	0.51	0.34
	Environmental Studies-I	0.17	0.52	0.35	0.00	0.52	0.52	0.17	0.17	0.35	0.52	0.52
	Foundation Course-I	0.54	0.54	0.36	0.00	0.54	0.54	0.18	0.54	0.00	0.54	0.54
	Mathematical and Statistical Techniques-I	0.42	0.42	0.00	0.14	0.28	0.00	0.28	0.14	0.42	0.28	0.00
II	Accountancy and Financial Management-II	0.54	0.54	0.00	0.54	0.54	0.00	0.36	0.54	0.54	0.54	0.00
	Commerce-II	0.48	0.48	0.16	0.48	0.32	0.00	0.48	0.48	0.48	0.48	0.00
	Economics-II	0.47	0.47	0.16	0.00	0.47	0.00	0.47	0.00	0.47	0.47	0.00
	Business Communication-II	0.54	0.18	0.54	0.54	0.54	0.00	0.54	0.54	0.54	0.54	0.00
	Environmental Studies-II	0.56	0.56	0.00	0.37	0.37	0.19	0.56	0.37	0.19	0.56	0.19
	Foundation Course-II	0.40	0.60	0.60	0.40	0.60	0.60	0.60	0.60	0.60	0.60	0.60
	Mathematical and Statistical Techniques-II	0.47	0.47	0.00	0.16	0.47	0.00	0.16	0.16	0.47	0.47	0.00
III	Accountancy and Financial Management-III	0.47	0.47	0.47	0.00	0.47	0.00	0.31	0.00	0.47	0.47	0.00
	Financial Accounting and Auditing-V: Introduction to Management Accounting	0.57	0.57	0.57	0.19	0.38	0.00	0.57	0.19	0.57	0.57	0.00
	Commerce-III	0.53	0.53	0.00	0.35	0.53	0.00	0.53	0.35	0.53	0.53	0.00
	Business Economics-III	0.49	0.49	0.00	0.33	0.00	0.00	0.49	0.33	0.16	0.49	0.00
	Advertising-I	0.54	0.54	0.54	0.54	0.00	0.36	0.54	0.54	0.54	0.54	0.36
	Foundation Course-III	0.52	0.52	0.52	0.35	0.52	0.35	0.52	0.35	0.52	0.52	0.35
	Business Law-I	0.44	0.44	0.44	0.15	0.15	0.44	0.00	0.15	0.44	0.44	0.44
IV	Accountancy and Financial Management-IV	0.55	0.55	0.00	0.37	0.55	0.55	0.37	0.37	0.55	0.00	0.55
	Financial Accounting and Auditing-VI: Auditing	0.63	0.63	0.21	0.42	0.21	0.63	0.63	0.42	0.63	0.42	0.63
	Commerce-IV	0.54	0.54	0.00	0.54	0.54	0.00	0.54	0.54	0.54	0.54	0.00
	Business Economics-IV	0.53	0.53	0.00	0.35	0.00	0.00	0.53	0.35	0.53	0.53	0.00
	Advertising-II	0.56	0.56	0.37	0.56	0.56	0.37	0.37	0.56	0.56	0.56	0.37
	Foundation Course-IV	0.63	0.63	0.00	0.42	0.42	0.63	0.63	0.42	0.42	0.63	0.63
	Business Law-II	0.57	0.57	0.19	0.19	0.57	0.57	0.19	0.19	0.57	0.57	0.57
V	Financial Accounting and Auditing-VII: Financial Accounting	0.85	0.85	0.57	0.57	0.85	0.85	0.57	0.57	0.85	0.57	0.85
	Financial Accounting and Auditing-VIII: Cost Accounting	0.88	0.88	0.88	0.88	0.88	0.00	0.29	0.88	0.88	0.88	0.00
	Commerce-V	0.82	0.82	0.55	0.55	0.82	0.55	0.82	0.55	0.82	0.82	0.55
	Business Economics-V	0.92	0.92	0.00	0.00	0.61	0.00	0.92	0.00	0.92	0.92	0.00
	Direct and Indirect Taxation-I	0.87	0.87	0.87	0.00	0.87	0.00	0.87	0.58	0.87	0.87	0.29
	Computer System and Applications-I	0.88	0.88	0.59	0.29	0.88	0.59	0.00	0.29	0.88	0.88	0.59
VI	Financial Accounting and Auditing-IX: Financial Accounting	0.75	0.75	0.75	0.50	0.50	0.50	0.50	0.50	0.75	0.75	0.50
	Financial Accounting and Auditing-X: Cost Accounting	0.79	0.79	0.79	0.26	0.00	0.00	0.79	0.26	0.79	0.79	0.00
	Commerce-VI	0.87	0.87	0.58	0.58	0.87	0.58	0.87	0.58	0.87	0.87	0.58
	Business Economics-VI	0.89	0.89	0.00	0.00	0.59	0.00	0.89	0.00	0.89	0.89	0.00
	Direct and Indirect Taxation-II	0.86	0.86	0.86	0.57	0.86	0.00	0.00	0.57	0.86	0.86	0.00
	Computer System and Applications-II	0.81	0.81	0.00	0.81	0.81	0.54	0.81	0.81	0.81	0.81	0.54
0.7	AVERAGE ATTAINMENT (DIRECT ATTAINMENT)	0.60	0.61	0.34	0.35	0.50	0.26	0.47	0.38	0.58	0.59	0.27
0.3	PROGRAM EXIT SURVEY ATTAINMENT (INDIRECT ATTAINMENT)	0.89	0.84	0.87	0.90	0.88	0.88	0.89	0.89	0.85	0.87	0.86
	ATTAINMENT OF POs & PSOs	0.69	0.68	0.50	0.52	0.61	0.44	0.60	0.54	0.66	0.68	0.44




I/c Principal
Patuck - Gala College of
Commerce & Management
Santacruz (E), Mumbai-400 055

PATUCK-GALA COLLEGE OF COMMERCE & MANAGEMENT

ATTAINMENT OF POs & PSOs FOR THE OUTGOING STUDENTS B.Com. PROGRAM A.Y. 2019-20

Sem	Course	Program Outcomes						Program Specific Outcomes				
		PO1	PO2	PO3	PO4	PO5	PO6	PO7	PSO1	PSO2	PSO3	PSO4
I	Accountancy and Financial Management-I	0.36	0.55	0.55	0.55	0.55	0.36	0.36	0.36	0.55	0.55	0.36
	Commerce-I	0.51	0.51	0.51	0.51	0.51	0.34	0.51	0.51	0.51	0.51	0.34
	Economics-I	0.45	0.45	0.30	0.15	0.30	0.00	0.45	0.15	0.45	0.45	0.00
	Business Communication-I	0.49	0.49	0.49	0.49	0.49	0.33	0.33	0.49	0.49	0.49	0.33
	Environmental Studies-I	0.14	0.41	0.27	0.00	0.41	0.41	0.14	0.14	0.27	0.41	0.41
	Foundation Course-I	0.53	0.53	0.35	0.00	0.53	0.53	0.18	0.53	0.00	0.53	0.53
	Mathematical and Statistical Techniques-I	0.42	0.42	0.00	0.14	0.28	0.00	0.28	0.14	0.42	0.28	0.00
II	Accountancy and Financial Management-II	0.56	0.56	0.00	0.56	0.56	0.00	0.37	0.56	0.56	0.56	0.00
	Commerce-II	0.57	0.57	0.19	0.57	0.38	0.00	0.57	0.57	0.57	0.57	0.00
	Economics-II	0.52	0.52	0.17	0.00	0.52	0.00	0.52	0.00	0.52	0.52	0.00
	Business Communication-II	0.54	0.18	0.54	0.54	0.54	0.00	0.54	0.54	0.54	0.54	0.00
	Environmental Studies-II	0.47	0.47	0.00	0.31	0.31	0.16	0.47	0.31	0.16	0.47	0.16
	Foundation Course-II	0.41	0.61	0.61	0.41	0.61	0.61	0.61	0.61	0.61	0.61	0.61
	Mathematical and Statistical Techniques-II	0.42	0.42	0.00	0.14	0.42	0.00	0.14	0.14	0.42	0.42	0.00
III	Accountancy and Financial Management-III	0.54	0.54	0.54	0.00	0.54	0.00	0.36	0.00	0.54	0.54	0.00
	Financial Accounting and Auditing-V: Introduction to Management Accounting	0.50	0.50	0.50	0.17	0.33	0.00	0.50	0.17	0.50	0.50	0.00
	Commerce-III	0.47	0.47	0.00	0.31	0.47	0.00	0.47	0.31	0.47	0.47	0.00
	Business Economics-III	0.49	0.49	0.00	0.33	0.00	0.00	0.49	0.33	0.16	0.49	0.00
	Advertising-I	0.49	0.49	0.49	0.49	0.00	0.33	0.49	0.49	0.49	0.49	0.33
	Foundation Course-III	0.64	0.64	0.64	0.42	0.64	0.42	0.64	0.42	0.64	0.64	0.42
	Business Law-I	0.25	0.25	0.25	0.08	0.08	0.25	0.00	0.08	0.25	0.25	0.25
IV	Accountancy and Financial Management-IV	0.50	0.50	0.00	0.33	0.50	0.50	0.33	0.33	0.50	0.00	0.50
	Financial Accounting and Auditing-VI: Auditing	0.56	0.56	0.19	0.37	0.19	0.56	0.56	0.37	0.56	0.37	0.56
	Commerce-IV	0.46	0.46	0.00	0.46	0.46	0.00	0.46	0.46	0.46	0.46	0.00
	Business Economics-IV	0.55	0.55	0.00	0.36	0.00	0.00	0.55	0.36	0.55	0.55	0.00
	Advertising-II	0.53	0.53	0.35	0.53	0.53	0.35	0.35	0.53	0.53	0.53	0.35
	Foundation Course-IV	0.71	0.71	0.00	0.48	0.48	0.71	0.71	0.48	0.48	0.71	0.71
	Business Law-II	0.32	0.32	0.11	0.11	0.32	0.32	0.11	0.11	0.32	0.32	0.32
V	Financial Accounting and Auditing-VII: Financial Accounting	0.51	0.51	0.34	0.34	0.51	0.51	0.34	0.34	0.51	0.34	0.51
	Financial Accounting and Auditing-VIII: Cost Accounting	0.56	0.56	0.56	0.56	0.56	0.00	0.19	0.56	0.56	0.56	0.00
	Commerce-V	0.53	0.53	0.35	0.35	0.53	0.35	0.53	0.35	0.53	0.53	0.35
	Business Economics-V	0.51	0.51	0.00	0.00	0.34	0.00	0.51	0.00	0.51	0.51	0.00
	Direct and Indirect Taxation-I	0.56	0.56	0.56	0.00	0.56	0.00	0.56	0.37	0.56	0.56	0.19
	Computer System and Applications-I	0.64	0.64	0.42	0.21	0.64	0.42	0.00	0.21	0.64	0.64	0.42
VI	Financial Accounting and Auditing-IX: Financial Accounting	0.79	0.79	0.79	0.53	0.53	0.53	0.53	0.53	0.79	0.79	0.53
	Financial Accounting and Auditing-X: Cost Accounting	0.89	0.89	0.89	0.30	0.00	0.00	0.89	0.30	0.89	0.89	0.00
	Commerce-VI	0.86	0.86	0.57	0.57	0.86	0.57	0.86	0.57	0.86	0.86	0.57
	Business Economics-VI	0.83	0.83	0.00	0.00	0.55	0.00	0.83	0.00	0.83	0.83	0.00
	Direct and Indirect Taxation-II	0.81	0.81	0.81	0.54	0.81	0.00	0.00	0.54	0.81	0.81	0.00
	Computer System and Applications-II	0.88	0.88	0.00	0.88	0.88	0.59	0.88	0.88	0.88	0.88	0.59
0.7	AVERAGE ATTAINMENT (DIRECT ATTAINMENT)	0.54	0.55	0.31	0.33	0.44	0.23	0.44	0.35	0.52	0.54	0.23
0.3	PROGRAM EXIT SURVEY ATTAINMENT (INDIRECT ATTAINMENT)	0.91	0.85	0.85	0.90	0.91	0.90	0.89	0.95	0.86	0.92	0.87
	ATTAINMENT OF POs & PSOs	0.65	0.64	0.47	0.50	0.58	0.43	0.58	0.53	0.62	0.65	0.43

